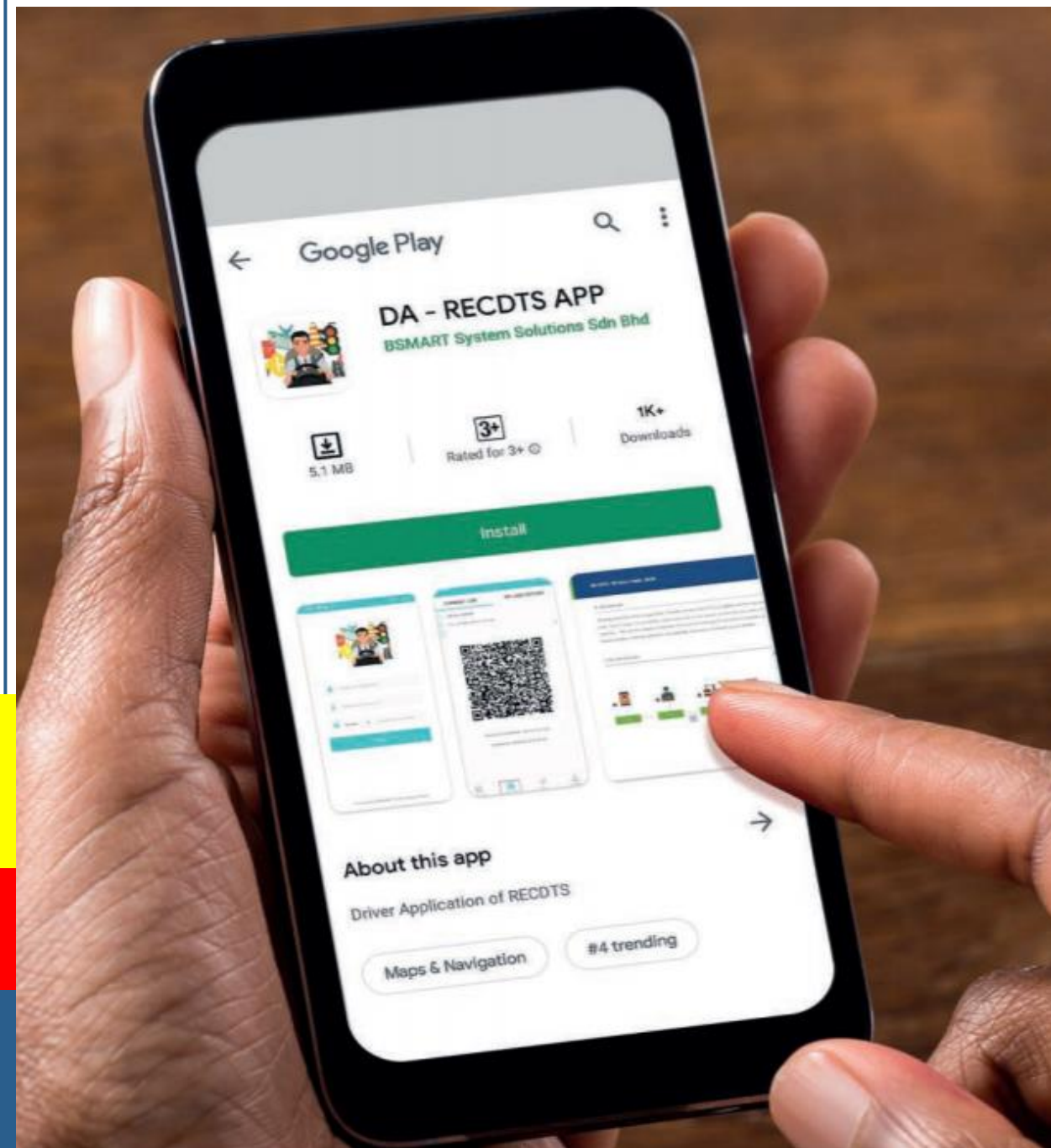




TRADE FACILITATION WEEK

05/10/2023

www.TradeMarkAfrica.com





Who We Are

Dynamic donor platform. Connected to both grassroots and global networks.

www.trademarkafrica.com



WHO WE ARE



Aid-for-trade not-for-profit. Founded in 2010



MISSION

To increase sustainable and inclusive intra-African trade and exports to the rest of the world



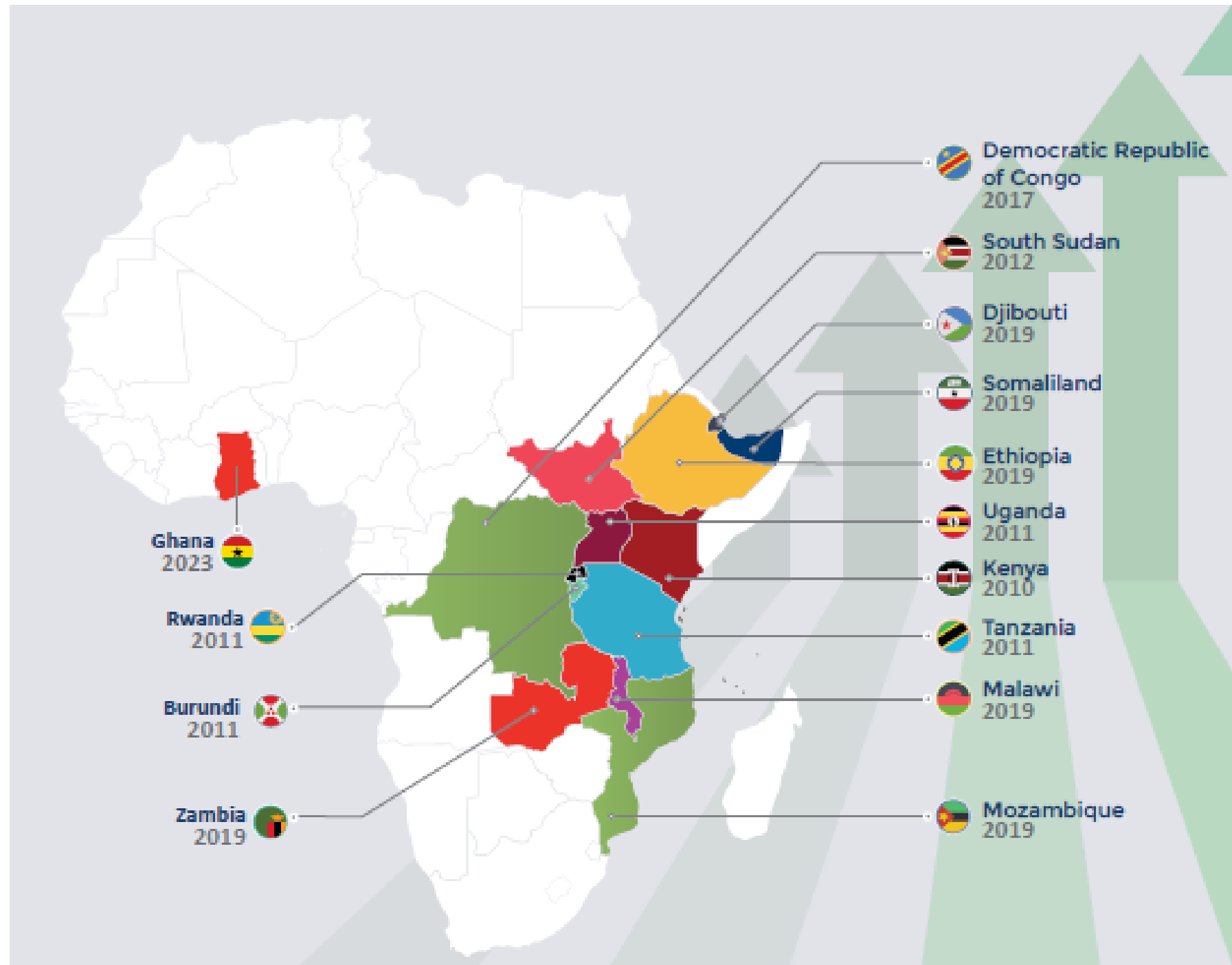
VISION

Africa pioneering in sustainable and inclusive growth as a pathway to prosperity for all Africans





FOOTPRINT





FUNDING

Invested about
\$1bn over the
last 13 years



PARTNERSHIPS

National
Governments, RECs,
AfCFTA, AU, Private
Sector, Civil Society



DONORS

Belgium, BMGF,
Canada, Denmark, EU,
Finland, France,
Ireland, Mastercard
Foundation, Norway,
Netherlands, UK, USA

In partnership with



BILL & MELINDA
GATES foundation



Responding to the TFA

**Reducing the Cost & Time of Trading
Across Borders**




Sustainable and Efficient Transport Infrastructure



3.1
DAYS

The time taken to transport a 20-foot container from **Mombasa to Kampala** from **4.5 days in 2017 to 3.1 days in 2021**.



3.5
DAYS

Interventions at Mombasa Port have contributed to reduced cargo dwell time from **7.2 days in 2012 to 3.5 days in 2022**



5.6%
GROWTH

In Mombasa Port container traffic. From **1.09 million** Twenty-Foot Equivalent Units (TEUs) in 2016 to **1.36 million** TEUs in 2020.



5.7% GROWTH

annual compounded growth of cargo through the port of Mombasa from **27 million** metric tonnes in 2016 to **34 million** metric tonnes in 2020.

70%
REDUCTION

Time to cross select **One Stop Border Posts** reduced by an average of 70%.



15
OSBPs

Number of OSBPs **completed and operationalised** through TMA support across the EAC region as of 2022.



OSBPs IMPACTING TRADE AND REDUCING POVERTY



Poverty Reduction

Lower maize and rice consumer prices

Maize at Busia

9-12 %

Maize at Taveta-Holili

5-7%

Rice at Taveta Holili

4%



Effective Trade Systems and Procedures

TMA has supported development of approximately **60 TRADE PORTALS** in key government trade agencies



Simplified procedures through Trade Portals in Kenya, Rwanda, Tanzania and Uganda reduced the administrative cost burden by

\$2727

in 2021 compared to costs when the projects started in 2017.

(Ke: \$2012 Rw:\$ 168 Tz:\$ 16 Ug: \$531)



Cargo Tracking by rail reduced cargo clearance time for tagged containers at Nairobi Inland Container Depot from 12 days in 2018 to **4 DAYS** in 2021



Support to Revenue Authorities

\$26.4 MILLION



Cost savings by traders as a result of **Uganda Electronic Single Window** in 2021 due to **reduced clearance** time and **paperless transactions**



45%

less document processing costs from **\$68** to **\$37** in 2022 as a result of **automation**



2-3 HOURS

Kenya Revenue Authority: iCMS has reduced clearance time for air freight from an average of **2 days** when the project started to **2-3 hours** as of December 2021.

Improved Trading Standards and Sanitary and PhytoSanitary Measures



Harmonisation of 66 Standards in the EAC contributed to the reduction in testing time by

74%

from **38 days** in 2010 to **10 days** in 2014



and testing cost reduced by an average of **59%** from **\$500** in 2010 to **\$205** in 2014.

The value of intra-EAC export of products whose standards were harmonised increased from **\$160 million** in 2018 to

\$227

MILLION IN 2021
an increment of **42%**

58%



Tanzania Bureau of Standards reduced certification time by **58%** from **50** in 2017 to **21 days** in 2022



Tanzania Bureau of Standards reduced application and processing time of medical export certificates from an average of 48 hours to 1-3 hours in 2022 **1-3 Hours**



10 MINUTES

Time taken for sample analysis by Uganda National Bureau of Standards in 2022 from an average of **5.5 hours** in 2017.

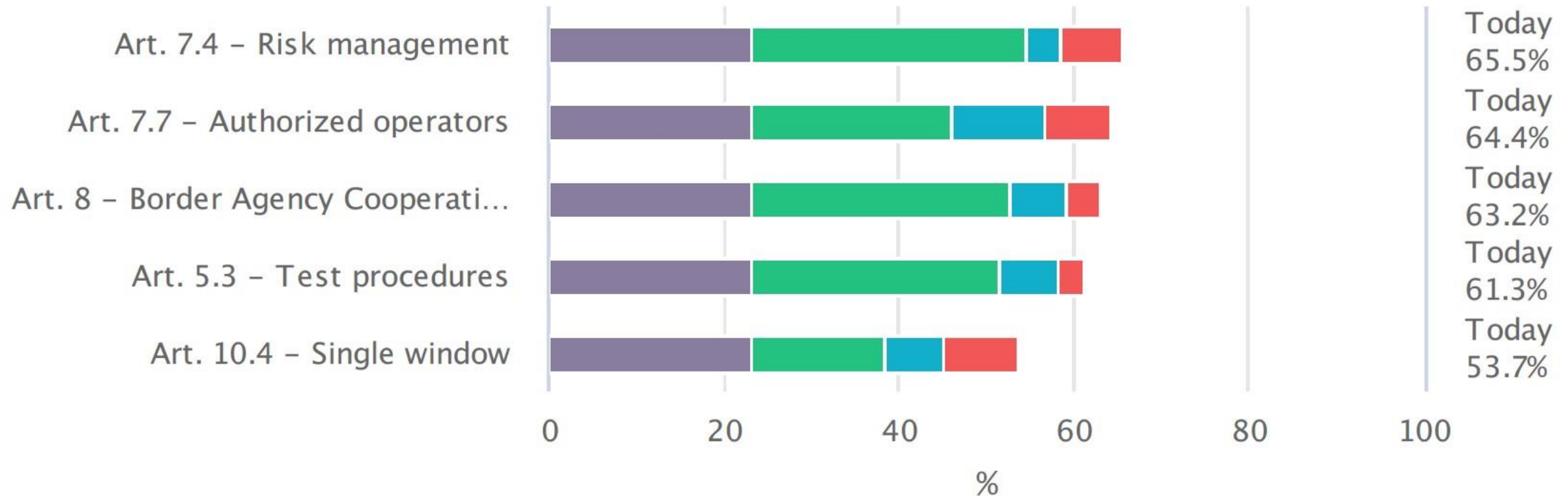


300%

Increase in number of products certified by Uganda National Bureau of Standards due to enhanced capacity. From **847** in 2017 to **3554** in 2022.

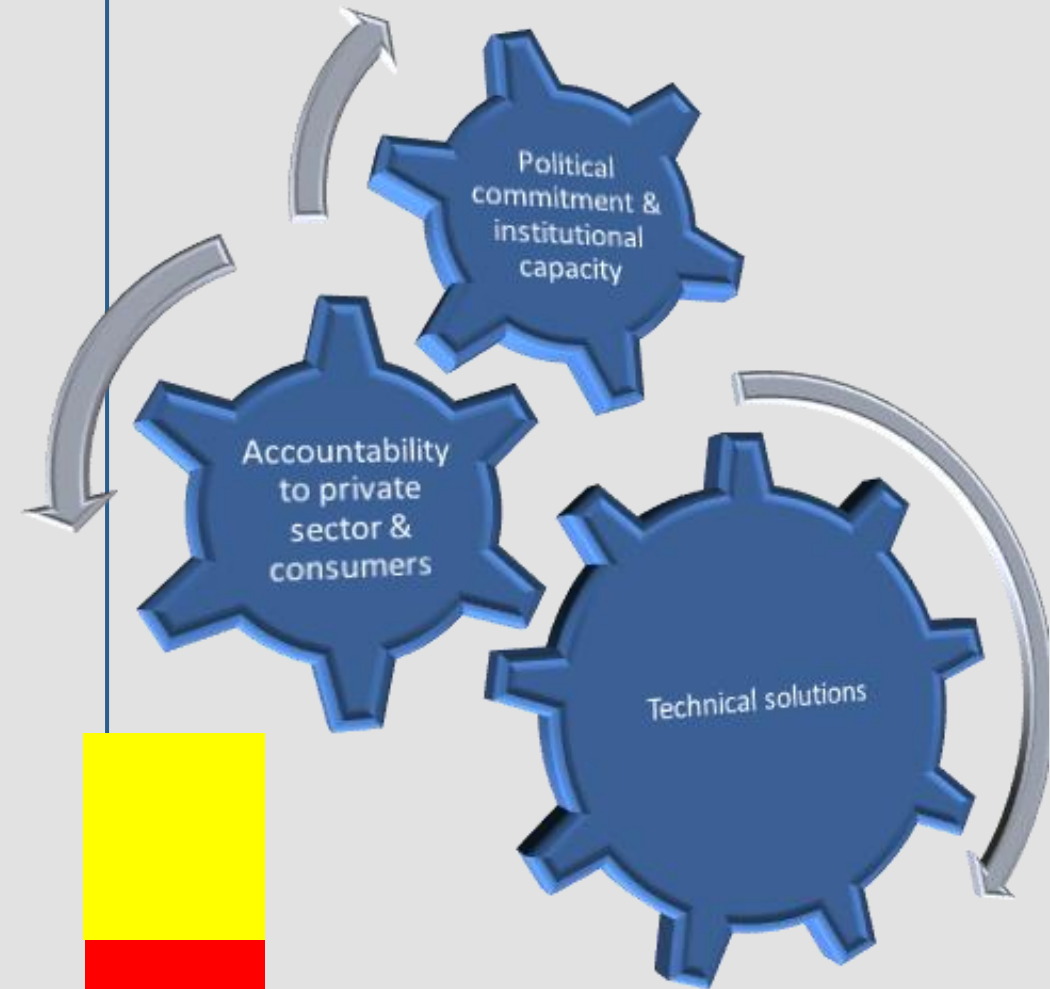
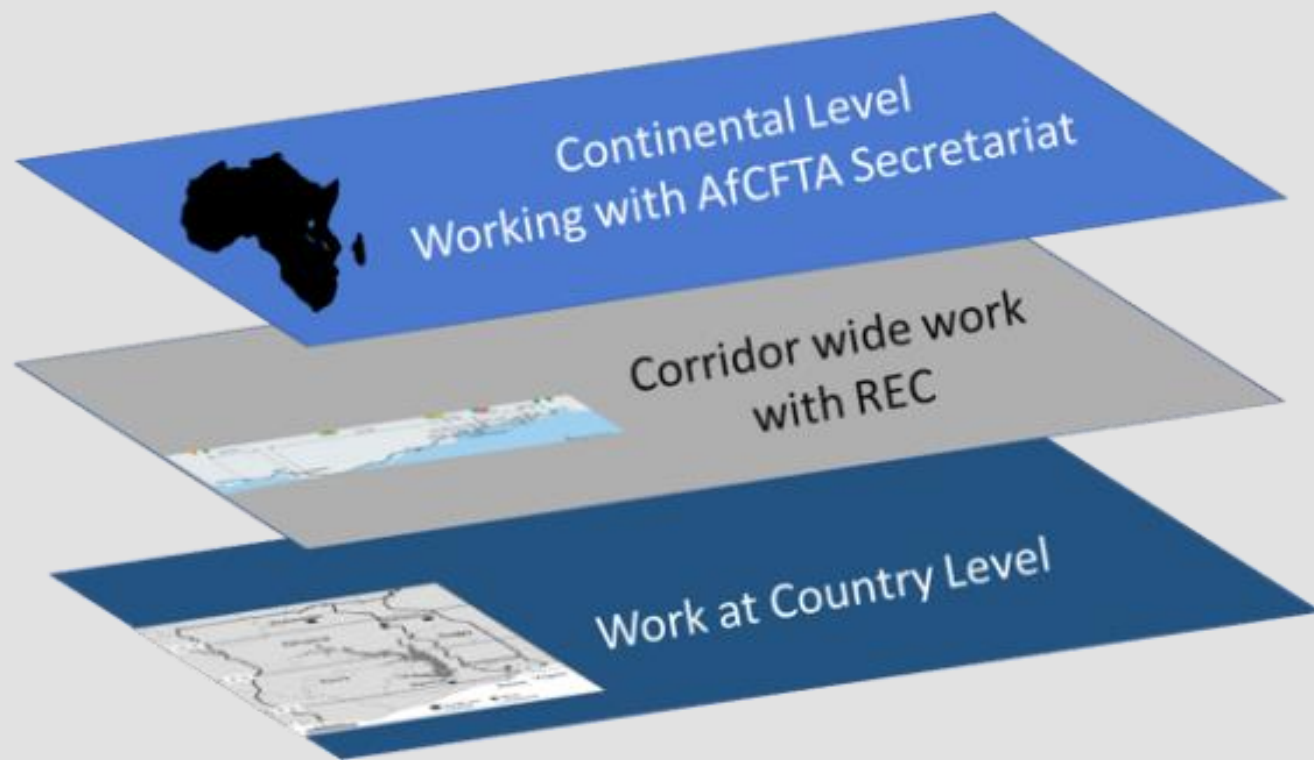
Bottom 5 measures with lowest implementation rate

Based on implementation commitments by all WTO Members



AN INTEGRATED APPROACH

Foundation of Real Results



The Future

Digital. Green. Inclusive.



ONE BY ONE THEY STOPPED FLYING



FIG.1.

Spheniscus mendiculus - Penguin.
Stopped flying 65 million years ago.

FIG.2.



Strigops habroptilus - Kakapo.
Stopped flying 60 million years ago.

FIG.3.



Dromaeus novaehollandiae - Emu.
Stopped flying 65 million years ago.

FIG.4.



Struthio camelus - Ostrich.
Stopped flying 65 million years ago.

FIG.5.



Nannopterum harrisi - Galapagos cormorant.
Stopped flying 3 million years ago.

FIG.6.

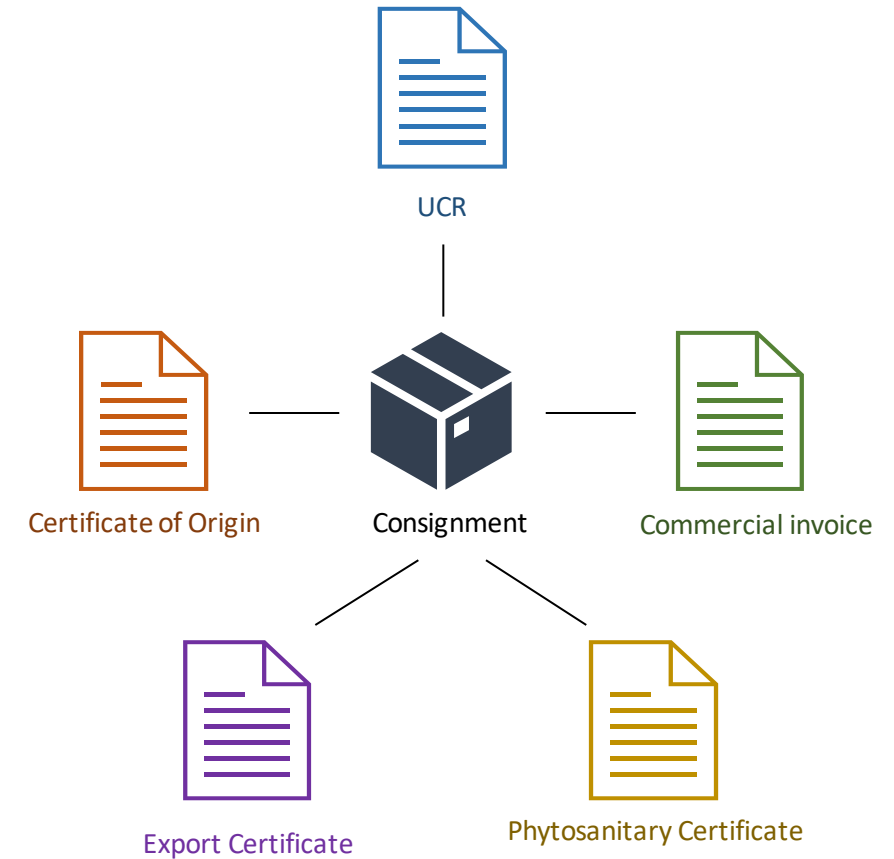


Aptornis delaisii - Kiwi.
Stopped flying 3 months ago.

To reduce the climate impact, we are the first nationwide food chain to stop transporting fruit and vegetables by air. That's Lidl!





Trade Information





info@trademarkafrica.com
www.trademarkafrica.com

TradeMarkAfrica 
@TradeMarkAfrica 
TradeMarkAfrica 